



Provisional Qualifying Times - P7

Sports Racing & GT Challenge

PI	No	CI	Name	Car	Laps	Time on Lap	Behind	MPH
1	11	SRB	Mark HOBBS	Crossle 9S	9	1:37.96	9	80.37
2	34	SRB	Roger DONNAN	Crossle 9S	9	1:38.65	6	79.81
3	4	SRB	Gwyn POLLARD	Crossle 9S	9	1:40.05	8	78.69
4	80	SRB	Garry WILSON	Crossle 9S	9	1:41.02	9	77.94
5	1	SRA	Cheng LIM	RAM SC Cobra	8	1:41.20	6	77.80
6	71	SRB	Andrew TODD	Crossle 9S	9	1:43.54	9	76.04
7	55	SRB	Peter WRIGHT	Crossle 9S	8	1:43.94	6	75.75
8	8	SRA	Cliff FINN	Ginetta G12	5	1:43.99	3	75.71
9	37	SRB	Mike WALKER	Crossle 9S	9	1:44.46	6	75.37
10	20	SRD	Adam WILKINSON	Lotus 11 Replica	8	1:45.81	7	74.41
11	22	SRD	Derek BUCKTON	Westfield	8	1:47.59	7	73.18
12	59	SRC	Richard ABELS	Jaguar E Type	8	1:48.08	5	72.85
13	42	SRB	John TAYLOR	Crossle 9S	8	1:48.88	4	72.31

Weather / Track: Bright / Dry

Start Time : 11:21

Cadwell Park Long

09 May 09 11:40

Clerk of Course :	Time Issued :	Chief Timekeeper : Terry Stevens
-------------------	---------------	----------------------------------

THESE RESULTS REMAIN PROVISIONAL FOR A MINIMUM OF 30 MINUTES FROM THE TIME OF ISSUE AND UNTIL ALL JUDICIAL AND TECHNICAL MATTERS HAVE BEEN SETTLED.

Results produced on HS Sports Timing and Results Systems. Results online at www.750MC.co.uk

Sports Racing & GT Challenge

LAP TIMES - P7

1	Cheng LIM										
	Lap	1	2	3	4	5	6	7	8	9	10
	1	2:00.49	1:45.39	1:42.45	1:41.79	1:41.53	1:41.20	3:53.90	1:44.65		
4	Gwyn POLLARD										
	Lap	1	2	3	4	5	6	7	8	9	10
	1	1:55.24	1:50.11	1:42.35	1:42.74	1:42.78	1:41.23	1:40.93	1:40.05	1:41.27	
8	Cliff FINN										
	Lap	1	2	3	4	5	6	7	8	9	10
	1	1:58.59	1:44.03	1:43.99	1:48.32	1:44.02					
11	Mark HOBBS										
	Lap	1	2	3	4	5	6	7	8	9	10
	1	2:00.05	1:43.28	1:46.03	1:39.36	1:40.54	1:49.04	1:40.14	1:39.53	1:37.96	
20	Adam WILKINSON										
	Lap	1	2	3	4	5	6	7	8	9	10
	1	2:01.68	1:47.73	1:50.38	1:47.93	1:46.39	1:46.36	1:45.81	1:45.85		
22	Derek BUCKTON										
	Lap	1	2	3	4	5	6	7	8	9	10
	1	2:00.41	1:53.43	1:51.98	1:49.20	1:48.00	1:48.61	1:47.59	1:48.97		
34	Roger DONNAN										
	Lap	1	2	3	4	5	6	7	8	9	10
	1	1:52.05	1:43.59	1:42.07	1:39.97	1:39.32	1:38.65	1:39.02	1:39.21	1:44.26	
37	Mike WALKER										
	Lap	1	2	3	4	5	6	7	8	9	10
	1	1:53.04	1:49.16	1:45.71	1:45.36	1:45.00	1:44.46	1:46.34	1:45.35	1:45.55	
42	John TAYLOR										
	Lap	1	2	3	4	5	6	7	8	9	10
	1	2:31.28	1:52.81	1:48.93	1:48.88	1:49.40	1:50.09	1:50.52	1:50.16		
55	Peter WRIGHT										
	Lap	1	2	3	4	5	6	7	8	9	10
	1	1:53.63	1:50.99	1:48.13	1:45.78	1:45.96	1:43.94	1:44.11	1:45.39		
59	Richard ABELS										
	Lap	1	2	3	4	5	6	7	8	9	10
	1	2:02.73	1:52.39	1:52.91	1:49.19	1:48.08	1:50.93	1:49.05	1:49.47		
71	Andrew TODD										
	Lap	1	2	3	4	5	6	7	8	9	10
	1	2:04.77	1:47.61	1:45.60	1:45.41	1:46.68	1:45.64	1:45.30	1:44.67	1:43.54	
80	Garry WILSON										
	Lap	1	2	3	4	5	6	7	8	9	10
	1	1:52.83	1:47.25	1:44.82	1:42.62	1:41.55	1:41.83	1:41.47	1:41.06	1:41.02	



2nd Best Qualifying Times

Sports Racing & GT Challenge

Pos	No	Cl	Name	Car	Time
1	34	SRB	Roger DONNAN	Crossle 9S	1:39.02
2	11	SRB	Mark HOBBS	Crossle 9S	1:39.36
3	4	SRB	Gwyn POLLARD	Crossle 9S	1:40.93
4	80	SRB	Garry WILSON	Crossle 9S	1:41.06
5	1	SRA	Cheng LIM	RAM SC Cobra	1:41.53
6	8	SRA	Cliff FINN	Ginetta G12	1:44.02
7	55	SRB	Peter WRIGHT	Crossle 9S	1:44.11
8	71	SRB	Andrew TODD	Crossle 9S	1:44.67
9	37	SRB	Mike WALKER	Crossle 9S	1:45.00
10	20	SRD	Adam WILKINSON	Lotus 11 Replica	1:45.85
11	22	SRD	Derek BUCKTON	Westfield	1:48.00
12	42	SRB	John TAYLOR	Crossle 9S	1:48.93
13	59	SRC	Richard ABELS	Jaguar E Type	1:49.05

09 May 09 11:42

Clerk of Course:

Time Issued:

Chief Timekeeper:


THESE RESULTS REMAIN PROVISIONAL FOR A MINIMUM OF 30 MINUTES FROM THE TIME OF ISSUE

RACE GRID

Sports Racing & GT Challenge

Race 6

ROW 8			
ROW 7			42 01:48.880 John TAYLOR
ROW 6	59 01:48.080 Richard ABELS	22 01:47.590 Derek BUCKTON	
ROW 5		20 01:45.810 Adam WILKINSON	37 01:44.460 Mike WALKER
ROW 4	8 01:43.990 Cliff FINN	55 01:43.940 Peter WRIGHT	
ROW 3		71 01:43.540 Andrew TODD	1 01:41.200 Cheng LIM
ROW 2	80 01:41.020 Garry WILSON	4 01:40.050 Gwyn POLLARD	
ROW 1		34 01:38.650 Roger DONNAN	11 01:37.960 Mark HOBBS
POLE			





Provisional Results - Race 6

Sports Racing & GT Challenge

Pl	No	Cl	Name	Car	Laps	Time	Behind	MPH	Best Lap on	MPH
1	34	SRB	Roger DONNAN	Crossle 9S	14	23:29.96		78.18	1:38.69	7 79.78
2	1	SRA	Cheng LIM	RAM SC Cobra	14	23:34.41	4.45	77.93	1:38.56	14 79.88
3	4	SRB	Gwyn POLLARD	Crossle 9S	14	23:35.72	5.76	77.86	1:38.31	9 80.09
4	11	SRB	Mark HOBBS	Crossle 9S	14	23:51.14	21.18	77.02	1:37.40	13 80.83
5	71	SRB	Andrew TODD	Crossle 9S	14	24:10.10	40.14	76.01	1:39.61	14 79.04
6	37	SRB	Mike WALKER	Crossle 9S	14	24:41.23	1:11.27	74.41	1:42.65	7 76.70
7	20	SRD	Adam WILKINSON	Lotus 11 Replica	14	24:59.60	1:29.64	73.50	1:45.14	6 74.88
8	42	SRB	John TAYLOR	Crossle 9S	13	23:41.57	1 Lap	72.00	1:46.82	11 73.71
9	59	SRC	Richard ABELS	Jaguar E Type	13	23:44.01	1 Lap	71.88	1:46.79	10 73.73
<u>Not-Classified</u>										
	8	SRA	Cliff FINN	Ginetta G12	14	24:13.42	NCF	75.84	1:39.76	13 78.92
	22	SRD	Derek BUCKTON	Westfield	13	23:21.54	DNF	73.03	1:44.96	9 75.01
	80	SRB	Garry WILSON	Crossle 9S	11	18:51.39	DNF	76.55	1:40.22	8 78.56
<u>Non-Starters</u>										
	55	SRB	Peter WRIGHT	Crossle 9S						
<u>Fastest Lap</u>										
	11	SRB	Mark HOBBS	Crossle 9S					1:37.40	13 80.83
	1	SRA	Cheng LIM	RAM SC Cobra					1:38.56	14 79.88
	22	SRD	Derek BUCKTON	Westfield					1:44.96	9 75.01
	59	SRC	Richard ABELS	Jaguar E Type					1:46.79	10 73.73

Red flag at 26m 09s. No 8 not running at time of red flag.

Weather / Track: Bright / Dry

Start Time : 16:35

Cadwell Park Long

09 May 09 17:04

Clerk of Course :		Time Issued :		Chief Timekeeper : Terry Stevens
-------------------	--	---------------	--	----------------------------------

THESE RESULTS REMAIN PROVISIONAL FOR A MINIMUM OF 30 MINUTES FROM THE TIME OF ISSUE AND UNTIL ALL JUDICIAL AND TECHNICAL MATTERS HAVE BEEN SETTLED

Results produced on HS Sports Timing and Results Systems. Results online at www.750MC.co.uk

Lap Chart

Sports Racing & GT Challenge - Race 6

Lap 1		Lap 2		Lap 3		Lap 4		Lap 5		Lap 6		Lap 7		Lap 8		Lap 9		Lap 10	
No	Time	No	Time	No	Time	No	Time	No	Time	No	Time	No	Time	No	Time	No	Time	No	Time
34	1:48.37	34	3:29.98	34	5:11.21	34	6:51.67	34	8:33.50	34	10:13.41	34	11:52.10	34	13:30.81	34	15:09.63	34	16:48.50
11	1:50.08	11	3:30.45	11	5:11.91	11	6:52.19	11	8:33.72	11	10:13.76	11	11:52.43	11	13:31.16	11	15:10.41	11	16:48.80
80	1:51.48	4	3:33.71	4	5:14.26	4	6:53.75	4	8:34.04	4	10:14.08	4	11:54.30	4	13:33.37	4	15:11.68	4	16:50.71
4	1:51.91	80	3:34.57	80	5:15.28	80	6:56.34	80	8:37.16	80	10:17.45	1	11:58.21	1	13:37.82	1	15:16.71	1	16:57.18
71	1:52.79	71	3:35.98	1	5:17.75	1	6:57.67	1	8:38.16	1	10:18.16	80	11:59.52	80	13:39.74	80	15:20.48	80	17:02.58
8	1:53.96	1	3:36.72	71	5:19.71	71	7:02.19	71	8:44.30	71	10:25.58	71	12:06.47	71	14:07.70	71	15:48.62	71	17:29.37
1	1:54.14	8	3:38.01	8	5:20.54	8	7:02.82	8	8:57.93	8	10:41.76	8	12:24.36	8	14:08.06	8	15:48.81	8	17:29.72
37	1:57.94	37	3:45.07	37	5:31.71	37	7:16.72	37	9:03.48	37	10:47.58	37	12:30.23	37	14:14.60	37	15:59.45	37	17:44.03
20	1:59.42	20	3:46.90	20	5:33.58	20	7:19.25	20	9:06.59	20	10:51.73	20	12:37.33	20	14:23.44	20	16:09.61	20	17:56.24
59	2:01.09	59	3:50.99	59	5:40.53	22	7:30.12	22	9:17.02	22	11:03.01	22	12:48.51	22	14:33.94	22	16:18.90	22	18:04.87
42	2:01.53	22	3:52.67	22	5:41.35	59	7:30.31	42	9:20.34	42	11:08.52	42	12:56.75	42	14:44.40	42	16:31.58	42	18:18.43
22	2:02.39	42	3:53.10	42	5:41.86	42	7:30.64	59	9:22.25	59	11:11.21	59	12:59.01	59	14:46.16	59	16:33.72	59	18:20.51

Lap Chart

Sports Racing & GT Challenge - Race 6

Lap 11		Lap 12		Lap 13		Lap 14		Lap 15		Lap 16		Lap 17		Lap 18		Lap 19		Lap 20	
No	Time	No	Time	No	Time	No	Time	No	Time	No	Time	No	Time	No	Time	No	Time	No	Time
34	18:28.44	34	20:08.85	34	21:49.10	34	23:29.96												
4	18:36.64	4	20:14.99	42	21:53.74 *1	1	23:34.41												
1	18:37.46	1	20:16.31	4	21:55.70	4	23:35.72												
80	18:51.39	11	20:35.97	1	21:55.85	42	23:41.57 *1												
11	18:52.29	71	20:50.72	59	21:56.20 *1	59	23:44.01 *1												
71	19:10.34	8	20:51.24	11	22:13.37	11	23:51.14												
8	19:10.53	37	21:13.43	71	22:30.49	71	24:10.10												
37	19:27.99	20	21:27.71	8	22:31.00	8	24:13.42												
20	19:41.91	22	21:36.12	37	22:57.03	37	24:41.23												
22	19:50.18			20	23:13.59	20	24:59.60												
42	20:05.25			22	23:21.54														
59	20:07.31																		

Lap Chart

Sports Racing & GT Challenge - Race 6

Lap 1			Lap 2			Lap 3			Lap 4			Lap 5			Lap 6			Lap 7			Lap 8			Lap 9			Lap 10					
No	Time	Behind	No	Time	Behind	No	Time	Behind	No	Time	Behind	No	Time	Behind	No	Time	Behind	No	Time	Behind	No	Time	Behind	No	Time	Behind	No	Time	Behind			
34	1:45.87		34	1:41.61		34	1:41.23		34	1:40.46		34	1:41.83		34	1:39.91		34	1:38.69		34	1:38.71		34	1:38.82		34	1:38.87		34	1:38.87	
11	1:47.67	1.71	11	1:40.37	0.47	11	1:41.46	0.70	11	1:40.28	0.52	11	1:41.53	0.22	11	1:40.04	0.35	11	1:38.67	0.33	11	1:38.73	0.35	11	1:39.25	0.78	11	1:38.39	0.30	11	1:38.39	0.30
80	1:48.30	3.11	4	1:41.80	3.73	4	1:40.55	3.05	4	1:39.49	2.08	4	1:40.29	0.54	4	1:40.04	0.67	4	1:40.22	2.20	4	1:39.07	2.56	4	1:38.31	2.05	4	1:39.03	2.21	4	1:39.03	2.21
4	1:49.16	3.54	80	1:43.09	4.59	80	1:40.71	4.07	80	1:41.06	4.67	80	1:40.82	3.66	80	1:40.29	4.04	1	1:40.05	6.11	1	1:39.61	7.01	1	1:38.89	7.08	1	1:40.47	8.68	1	1:40.47	8.68
71	1:49.08	4.42	71	1:43.19	6.00	1	1:41.03	6.54	1	1:39.92	6.00	1	1:40.49	4.66	1	1:40.00	4.75	80	1:42.07	7.42	80	1:40.22	8.93	80	1:40.74	10.85	80	1:42.10	14.08	80	1:42.10	14.08
8	1:49.84	5.59	1	1:42.58	6.74	71	1:43.73	8.50	71	1:42.48	10.52	71	1:42.11	10.80	71	1:41.28	12.17	71	1:40.89	14.37	71	2:01.23	36.89	71	1:40.92	38.99	71	1:40.75	40.87	71	1:40.75	40.87
1	1:49.43	5.77	8	1:44.05	8.03	8	1:42.53	9.33	8	1:42.28	11.15	8	1:55.11	24.43	8	1:43.83	28.35	8	1:42.60	32.26	8	1:43.70	37.25	8	1:40.75	39.18	8	1:40.91	41.22	8	1:40.91	41.22
37	1:52.99	9.57	37	1:47.13	15.09	37	1:46.64	20.50	37	1:45.01	25.05	37	1:46.76	29.98	37	1:44.10	34.17	37	1:42.65	38.13	37	1:44.37	43.79	37	1:44.85	49.82	37	1:44.58	55.53	37	1:44.58	55.53
20	1:54.59	11.05	20	1:47.48	16.92	20	1:46.68	22.37	20	1:45.67	27.58	20	1:47.34	33.09	20	1:45.14	38.32	20	1:45.60	45.23	20	1:46.11	52.63	20	1:46.17	59.98	20	1:46.63	1:07.74	20	1:46.63	1:07.74
59	1:55.78	12.72	59	1:49.90	21.01	59	1:49.54	29.32	22	1:48.77	38.45	22	1:46.90	43.52	22	1:45.99	49.60	22	1:45.50	56.41	22	1:45.43	1:03.13	22	1:44.96	1:09.27	22	1:45.97	1:16.37	22	1:45.97	1:16.37
42	1:55.93	13.16	22	1:50.28	22.69	22	1:48.68	30.14	59	1:49.78	38.64	42	1:49.70	46.84	42	1:48.18	55.11	42	1:48.23	1:04.65	42	1:47.65	1:13.59	42	1:47.18	1:21.95	42	1:46.85	1:29.93	42	1:46.85	1:29.93
22	1:56.86	14.02	42	1:51.57	23.12	42	1:48.76	30.65	42	1:48.78	38.97	59	1:51.94	48.75	59	1:48.96	57.80	59	1:47.80	1:06.91	59	1:47.15	1:15.35	59	1:47.56	1:24.09	59	1:46.79	1:32.01	59	1:46.79	1:32.01

Lap Chart

Sports Racing & GT Challenge - Race 6

Lap 11			Lap 12			Lap 13			Lap 14			Lap 15			Lap 16			Lap 17			Lap 18			Lap 19			Lap 20				
No	Time	Behind	No	Time	Behind	No	Time	Behind	No	Time	Behind	No	Time	Behind	No	Time	Behind	No	Time	Behind	No	Time	Behind	No	Time	Behind	No	Time	Behind		
34	1:39.94		34	1:40.41		34	1:40.25		34	1:40.86																					
4	1:45.93	8.20	4	1:38.35	6.14	4	1:40.71	6.60	1	1:38.56	4.45																				
1	1:40.28	9.02	1	1:38.85	7.46	1	1:39.54	6.75	4	1:40.02	5.76																				
80	1:48.81	22.95	11	1:43.68	27.12	11	1:37.40	24.27	11	1:37.77	21.18																				
11	2:03.49	23.85	71	1:40.38	41.87	71	1:39.77	41.39	71	1:39.61	40.14																				
71	1:40.97	41.90	8	1:40.71	42.39	8	1:39.76	41.90	8	1:42.42	43.46																				
8	1:40.81	42.09	37	1:45.44	1:04.58	37	1:43.60	1:07.93	37	1:44.20	1:11.27																				
37	1:43.96	59.55	20	1:45.80	1:18.86	20	1:45.88	1:24.49	20	1:46.01	1:29.64																				
20	1:45.67	1:13.47	22	1:45.94	1:27.27	22	1:45.42	1:32.44																							
22	1:45.31	1:21.74	42	1:48.49	1:44.89	42	1:47.83	1:52.47																							
42	1:46.82	1:36.81	59	1:48.89	1:47.35	59	1:47.81	1:54.91																							
59	1:46.80	1:38.87																													

RACE GRID

Sports Racing & GT Challenge

Race 15

ROW 8

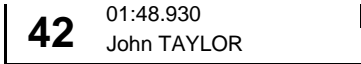


ROW 7

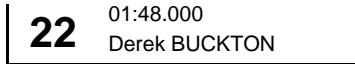


59 01:49.050
Richard ABELS

ROW 6

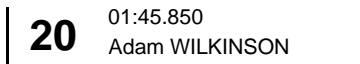


42 01:48.930
John TAYLOR

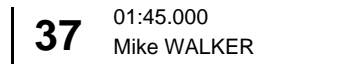


22 01:48.000
Derek BUCKTON

ROW 5

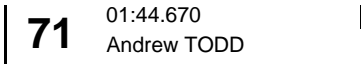


20 01:45.850
Adam WILKINSON

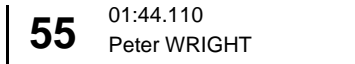


37 01:45.000
Mike WALKER

ROW 4




71 01:44.670
Andrew TODD

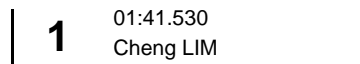


55 01:44.110
Peter WRIGHT

ROW 3

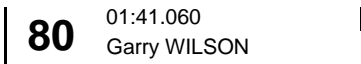


8 01:44.020
Cliff FINN

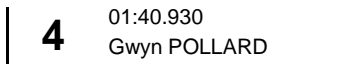


1 01:41.530
Cheng LIM

ROW 2

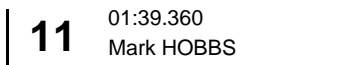


80 01:41.060
Garry WILSON

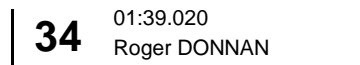


4 01:40.930
Gwyn POLLARD

ROW 1




11 01:39.360
Mark HOBBS



34 01:39.020
Roger DONNAN

POLE





Provisional Results - Race 15

Sports Racing & GT Challenge

Pl	No	Cl	Name	Car	Laps	Time	Behind	MPH	Best Lap on	MPH
1	11	SRB	Mark HOBBS	Crossle 9S	19	31:11.17		79.95	1:37.14	12 81.05
2	34	SRB	Roger DONNAN	Crossle 9S	19	31:32.42	21.25	79.05	1:37.35	14 80.88
3	1	SRA	Cheng LIM	RAM SC Cobra	19	31:54.82	43.65	78.12	1:38.09	9 80.27
4	80	SRB	Garry WILSON	Crossle 9S	19	32:08.30	57.13	77.58	1:39.35	18 79.25
5	55	SRB	Peter WRIGHT	Crossle 9S	19	32:42.19	1:31.02	76.24	1:41.08	18 77.89
6	37	SRB	Mike WALKER	Crossle 9S	18	31:28.21	1 Lap	75.05	1:42.26	6 76.99
7	20	SRD	Adam WILKINSON	Lotus 11 Replica	18	31:48.63	1 Lap	74.25	1:42.51	10 76.80
8	42	SRB	John TAYLOR	Crossle 9S	18	31:57.77	1 Lap	73.90	1:44.70	7 75.20
9	59	SRC	Richard ABELS	Jaguar E Type	18	32:44.92	1 Lap	72.12	1:46.90	8 73.65
<u>Not-Classified</u>										
	4	SRB	Gwyn POLLARD	Crossle 9S	17	28:27.83	DNF	78.37	1:37.24	13 80.97
	8	SRA	Cliff FINN	Ginetta G12	15	25:31.96	DNF	77.09	1:39.64	14 79.02
	71	SRB	Andrew TODD	Crossle 9S	4	7:00.69	DNF	74.86	1:42.63	4 76.71
<u>Non-Starters</u>										
	22	SRD	Derek BUCKTON	Westfield						
<u>Fastest Lap</u>										
	11	SRB	Mark HOBBS	Crossle 9S					1:37.14	12 81.05
	1	SRA	Cheng LIM	RAM SC Cobra					1:38.09	9 80.27
	20	SRD	Adam WILKINSON	Lotus 11 Replica					1:42.51	10 76.80
	59	SRC	Richard ABELS	Jaguar E Type					1:46.90	8 73.65

Weather / Track: Cloudy / Dry

Start Time : 13:54

Cadwell Park Long

10 May 09 14:28

Clerk of Course :		Time Issued :		Chief Timekeeper : Terry Stevens
-------------------	--	---------------	--	----------------------------------

THESE RESULTS REMAIN PROVISIONAL FOR A MINIMUM OF 30 MINUTES FROM THE TIME OF ISSUE AND UNTIL ALL JUDICIAL AND TECHNICAL MATTERS HAVE BEEN SETTLED

Results produced on HS Sports Timing and Results Systems. Results online at www.750MC.co.uk

Lap Chart

Sports Racing & GT Challenge - Race 15

Lap 1		Lap 2		Lap 3		Lap 4		Lap 5		Lap 6		Lap 7		Lap 8		Lap 9		Lap 10	
No	Time	No	Time	No	Time	No	Time	No	Time	No	Time	No	Time	No	Time	No	Time	No	Time
11	1:44.90	11	3:23.50	11	5:01.25	11	6:39.17	11	8:18.24	11	9:56.48	11	11:34.29	11	13:12.23	11	14:50.14	11	16:28.39
4	1:45.86	4	3:24.42	4	5:02.14	4	6:46.88	4	8:27.97	4	10:06.33	4	11:45.25	4	13:24.44	4	15:02.82	4	16:40.64
80	1:48.74	80	3:31.12	34	5:13.33	34	6:52.92	34	8:32.64	34	10:10.95	34	11:49.61	34	13:27.48	34	15:05.10	34	16:42.71
34	1:49.05	34	3:31.38	1	5:14.07	1	6:54.55	1	8:33.39	1	10:11.99	1	11:50.65	1	13:29.11	1	15:07.20	1	16:46.09
1	1:50.06	1	3:31.82	80	5:14.96	80	6:56.79	80	8:38.89	80	10:20.64	80	12:01.76	80	13:42.64	80	15:23.00	80	17:04.25
8	1:51.34	8	3:34.54	8	5:17.65	8	7:00.43	8	8:43.93	8	10:25.85	8	12:07.27	8	13:47.94	8	15:29.35	8	17:10.20
71	1:52.17	71	3:34.90	71	5:18.06	71	7:00.69	55	8:50.79	55	10:34.59	55	12:16.11	55	13:58.04	55	15:40.23	55	17:22.42
55	1:54.33	55	3:38.41	55	5:22.74	55	7:06.38	37	8:57.09	37	10:39.35	37	12:22.25	37	14:05.55	37	15:48.61	37	17:32.48
42	1:55.20	42	3:40.10	42	5:25.20	42	7:10.06	42	8:57.89	42	10:43.45	42	12:28.15	42	14:12.90	42	15:57.95	42	17:43.11
59	1:57.81	37	3:47.23	37	5:30.49	37	7:13.33	20	9:03.23	20	10:48.03	20	12:33.42	20	14:17.77	20	16:00.98	20	17:43.49
20	1:58.55	59	3:48.45	20	5:34.49	20	7:18.76	59	9:14.37	59	11:02.04	59	12:49.86	59	14:36.76	59	16:24.27		
37	1:58.99	20	3:49.05	59	5:38.04	59	7:26.24												

Lap Chart

Sports Racing & GT Challenge - Race 15

Lap 11		Lap 12		Lap 13		Lap 14		Lap 15		Lap 16		Lap 17		Lap 18		Lap 19		Lap 20	
No	Time	No	Time	No	Time	No	Time	No	Time	No	Time	No	Time	No	Time	No	Time	No	Time
11	18:07.32	11	19:44.46	11	21:22.16	11	22:59.87	11	24:38.36	11	26:15.58	11	27:54.16	11	29:32.71	11	31:11.17		
59	18:12.34 *1	4	19:56.71	4	21:33.95	42	23:02.05 *1	20	24:43.60 *1	20	26:28.44 *1	37	27:58.80 *1	37	29:41.82 *1	37	31:28.21 *1		
4	18:18.31	34	19:57.94	34	21:35.80	4	23:12.44	42	24:48.98 *1	34	26:32.64	34	28:12.44	34	29:51.72	34	31:32.42		
34	18:20.19	59	20:02.18 *1	1	21:48.57	34	23:13.15	34	24:53.42	42	26:36.56 *1	20	28:15.93 *1	20	30:01.06 *1	20	31:48.63 *1		
1	18:25.45	1	20:06.04	59	21:50.97 *1	1	23:29.83	4	25:06.01	4	26:47.18	42	28:23.73 *1	42	30:10.82 *1	1	31:54.82		
80	18:44.21	80	20:26.45	80	22:07.98	59	23:39.18 *1	1	25:11.03	1	26:50.76	4	28:27.83	1	30:12.74	42	31:57.77 *1		
8	18:50.97	8	20:31.49	8	22:12.00	80	23:48.59	59	25:27.44 *1	80	27:09.81	1	28:31.64	80	30:28.91	80	32:08.30		
55	19:04.77	55	20:46.20	55	22:27.98	8	23:51.64	80	25:28.49	59	27:17.77 *1	80	28:49.56	59	30:54.55 *1	55	32:42.19		
37	19:16.74	37	20:59.27	37	22:43.05	55	24:10.12	8	25:31.96	55	27:34.83	59	29:06.19 *1	55	30:58.03	59	32:44.92 *1		
20	19:26.75	20	21:11.54	20	22:56.23	37	24:27.25	55	25:51.88			55	29:16.95						
42	19:28.70	42	21:14.65					37	26:12.20										

Lap Chart

Sports Racing & GT Challenge - Race 15

Lap 1			Lap 2			Lap 3			Lap 4			Lap 5			Lap 6			Lap 7			Lap 8			Lap 9			Lap 10			
No	Time	Behind	No	Time	Behind	No	Time	Behind	No	Time	Behind	No	Time	Behind	No	Time	Behind	No	Time	Behind	No	Time	Behind	No	Time	Behind	No	Time	Behind	
11	1:42.69		11	1:38.60		11	1:37.75		11	1:37.92		11	1:39.07		11	1:38.24		11	1:37.81		11	1:37.94		11	1:37.91		11	1:38.25		
4	1:42.94	0.96	4	1:38.56	0.92	4	1:37.72	0.89	4	1:44.74	7.71	4	1:41.09	9.73	4	1:38.36	9.85	4	1:38.92	10.96	4	1:39.19	12.21	4	1:38.38	12.68	4	1:37.82	12.25	
80	1:45.43	3.84	80	1:42.38	7.62	34	1:41.95	12.08	34	1:39.59	13.75	34	1:39.72	14.40	34	1:38.31	14.47	34	1:38.66	15.32	34	1:37.87	15.25	34	1:37.62	14.96	34	1:37.61	14.32	
34	1:46.41	4.15	34	1:42.33	7.88	1	1:42.25	12.82	1	1:40.48	15.38	1	1:38.84	15.15	1	1:38.60	15.51	1	1:38.66	16.36	1	1:38.46	16.88	1	1:38.09	17.06	1	1:38.89	17.70	
1	1:46.41	5.16	1	1:41.76	8.32	80	1:43.84	13.71	80	1:41.83	17.62	80	1:42.10	20.65	80	1:41.75	24.16	80	1:41.12	27.47	80	1:40.88	30.41	80	1:40.36	32.86	80	1:41.25	35.86	
8	1:47.86	6.44	8	1:43.20	11.04	8	1:43.11	16.40	8	1:42.78	21.26	8	1:43.50	25.69	8	1:41.92	29.37	8	1:41.42	32.98	8	1:40.67	35.71	8	1:41.41	39.21	8	1:40.85	41.81	
71	1:47.83	7.27	71	1:42.73	11.40	71	1:43.16	16.81	71	1:42.63	21.52	55	1:44.41	32.55	55	1:43.80	38.11	55	1:41.52	41.82	55	1:41.93	45.81	55	1:42.19	50.09	55	1:42.19	54.03	
55	1:50.02	9.43	55	1:44.08	14.91	55	1:44.33	21.49	55	1:43.64	27.21	37	1:43.76	38.85	37	1:42.26	42.87	37	1:42.90	47.96	37	1:43.30	53.32	37	1:43.06	58.47	37	1:43.871:04.09		
42	1:50.37	10.30	42	1:44.90	16.60	42	1:45.10	23.95	42	1:44.86	30.89	42	1:47.83	39.65	42	1:45.56	46.97	42	1:44.70	53.86	42	1:44.751:00.67		42	1:45.051:07.81		42	1:45.161:14.72		
59	1:52.54	12.91	37	1:48.24	23.73	37	1:43.26	29.24	37	1:42.84	34.16	20	1:44.47	44.99	20	1:44.80	51.55	20	1:45.39	59.13	20	1:44.351:05.54		20	1:43.211:10.84		20	1:42.511:15.10		
20	1:54.01	13.65	59	1:50.64	24.95	20	1:45.44	33.24	20	1:44.27	39.59	59	1:48.13	56.13	59	1:47.671:05.56		59	1:47.821:15.57		59	1:46.901:24.53		59	1:47.511:34.13		59	1:48.071:43.95		
37	1:53.56	14.09	20	1:50.50	25.55	59	1:49.59	36.79	59	1:48.20	47.07																			

