

Sports Racing Car Champ & 7 Type Sports & Prod Kit Car Championship QUALIFYING


| POS | NO | CL | NAME | NAT | ENTRY | TIME | LAPS | GAP | MPH |
|-----|----|----|-------------------|-----|--------------------|--------|------|-------|-------|
| 1 | 9 | 2 | Tom ASHTON | | Radical SR3 | 40.933 | 19 | | 87.94 |
| 2 | 80 | 2 | Christian ENDERBY | | Radical SR4 | 42.639 | 21 | 1.706 | 84.43 |
| 3 | 20 | 1 | Mark BURTON | | Jade | 42.993 | 10 | 2.060 | 83.73 |
| 4 | 34 | 6 | Nigel BENT | | Caterham CSR260 | 43.597 | 21 | 2.664 | 82.57 |
| 5 | 69 | 6 | Merrick LINNETT | | Caterham C400 | 44.274 | 21 | 3.341 | 81.31 |
| 6 | 71 | 6 | Kevin WILLIAMS | | Caterham R400 | 44.289 | 21 | 3.356 | 81.28 |
| 7 | 8 | 6 | Ian CONIBEAR | | Westfield SEiW | 44.417 | 20 | 3.484 | 81.05 |
| 8 | 24 | 6 | Richard WHITE | | Westfield Seven | 44.453 | 15 | 3.520 | 80.98 |
| 9 | 23 | 6 | Mark PRATT | | Caterham Roadsport | 45.240 | 18 | 4.307 | 79.57 |
| 10 | 29 | 2 | Christian RINGER | | Radical Clubsport | 45.749 | 20 | 4.816 | 78.69 |
| 11 | 36 | 6 | Gary MERRITT | | Westfield SE | 46.559 | 16 | 5.626 | 77.32 |

Weather/Track: Sunny / Dry

Lydden Hill
Circuit Length = 1.0000 miles.
Start: 13:00 End: 13:15

| | | |
|------------------|-----------|-------------|
| Clerk of Course: | Stewards: | Timekeeper: |
|------------------|-----------|-------------|

Sports Racing Car Champ & 7 Type Sports & Prod Kit Car Championship GRID

| | | | |
|---|----|----------|-------------|
| ROW 6 | 36 | MERRITT | |
| ROW 5 | 23 | PRATT | 29 RINGER |
| ROW 4 | 8 | CONIBEAR | 24 WHITE |
| ROW 3 | 69 | LINNETT | 71 WILLIAMS |
| ROW 2 | 20 | BURTON | 34 BENT |
| ROW 1 | 9 | ASHTON | 80 ENDERBY |
| POLE | | | |
|  | | | |

Weather/Track: Sunny / Dry

Lydden Hill
Circuit Length = 1.0000 miles.
Start: 13:00 End: 13:15

| | | |
|------------------|-----------|-------------|
| Clerk of Course: | Stewards: | Timekeeper: |
|------------------|-----------|-------------|

Sports Racing Car Champ & 7 Type Sports & Prod Kit Car Championship

RACE 1 CLASSIFICATION

| POS | NO | CL | NAME | NAT | ENTRY | TIME | LAPS | GAP | MPH | BEST |
|-----|----|----|-------------------|-----|--------------------|-----------|------|--------|-------|--------|
| 1 | 9 | 2 | Tom ASHTON | | Radical SR3 | 10:27.026 | 15 | | 86.12 | 40.645 |
| 2 | 20 | 1 | Mark BURTON | | Jade | 10:27.164 | 15 | 0.138 | 86.10 | 40.171 |
| 3 | 80 | 2 | Christian ENDERBY | | Radical SR4 | 10:55.568 | 15 | 28.542 | 82.37 | 42.312 |
| 4 | 34 | 6 | Nigel BENT | | Caterham CSR260 | 11:03.125 | 15 | 36.099 | 81.43 | 42.688 |
| 5 | 24 | 6 | Richard WHITE | | Westfield Seven | 11:07.866 | 15 | 40.840 | 80.85 | 43.256 |
| 6 | 71 | 6 | Kevin WILLIAMS | | Caterham R400 | 10:37.834 | 14 | 1 LAP | 79.01 | 44.520 |
| 7 | 29 | 2 | Christian RINGER | | Radical Clubsport | 10:42.981 | 14 | 1 LAP | 78.38 | 44.959 |
| 8 | 69 | 6 | Merrick LINNETT | | Caterham C400 | 10:43.558 | 14 | 1 LAP | 78.31 | 44.977 |
| 9 | 23 | 6 | Mark PRATT | | Caterham Roadsport | 10:50.106 | 14 | 1 LAP | 77.52 | 45.441 |
| 10 | 8 | 6 | Ian CONIBEAR | | Westfield SEIW | 11:02.609 | 14 | 1 LAP | 76.06 | 44.065 |

FASTEST LAP

| | | | | | | | |
|----|---|-------------|-----------------|--------|---|----------|-----------|
| 20 | 1 | Mark BURTON | Jade | 40.171 | 6 | 89.61mph | 144.22kph |
| 9 | 2 | Tom ASHTON | Radical SR3 | 40.645 | 5 | 88.57mph | 142.54kph |
| 34 | 6 | Nigel BENT | Caterham CSR260 | 42.688 | 4 | 84.33mph | 135.72kph |

Weather/Track: Sunny/Dry
Non starter - car 36

Lydden Hill
Circuit Length = 1.0000 miles.
Start: 15:22 End: 15:33

| | | |
|------------------|-----------|-------------|
| Clerk of Course: | Stewards: | Timekeeper: |
|------------------|-----------|-------------|

Saloon & Sports Car Championship Race QUALIFYING


| POS | NO | CL | NAME | NAT | ENTRY | TIME | LAPS | GAP | MPH |
|-----|----|----|------------------|-----|----------------------|--------|------|-------|-------|
| 1 | 95 | 5 | Peter THURSTON | | Ford Escort | 46.699 | 6 | | 77.08 |
| 2 | 96 | 12 | Nigel CRAIG | | Ford RS2000 | 46.990 | 8 | 0.291 | 76.61 |
| 3 | 16 | 11 | Steve WEATHERLEY | | Ford Sierra Sapphire | 47.471 | 8 | 0.772 | 75.83 |
| 4 | 34 | 4 | Robert KNOX | | Hillman Imp | 47.710 | 9 | 1.011 | 75.45 |
| 5 | 26 | 13 | Bill RICHARDS | | Rover Mini Clubman | 48.525 | 9 | 1.826 | 74.18 |
| 6 | 25 | 14 | Stephen KING | | Rover Mini Miglia | 48.839 | 13 | 2.140 | 73.71 |
| 7 | 14 | 4 | Colin ROONEY | | Hillman Imp | 49.368 | 6 | 2.669 | 72.92 |
| 8 | 17 | 12 | Brian WRAY | | Vauxhall Chevette | 50.421 | 14 | 3.722 | 71.39 |
| 9 | 1 | 10 | Steve LUSCOMBE | | MG Midget | 51.116 | 15 | 4.417 | 70.42 |
| 10 | 42 | 14 | Tristram BARDEN | | Rover Mini | 52.642 | 9 | 5.943 | 68.38 |
| 11 | 49 | 13 | Geoff O'NION | | Rover Mini | 53.311 | 14 | 6.612 | 67.52 |

Weather/Track: Sunny / Dry

Lydden Hill
Circuit Length = 1.0000 miles.
Start: 13:16 End: 13:42

| | | |
|------------------|-----------|-------------|
| Clerk of Course: | Stewards: | Timekeeper: |
|------------------|-----------|-------------|

Saloon & Sports Car Championship Race GRID

| | | | |
|---|----|------------|-----------|
| ROW 6 | 49 | O'NION | |
| ROW 5 | 1 | LUSCOMBE | 42 BARDEN |
| ROW 4 | 14 | ROONEY | 17 WRAY |
| ROW 3 | 26 | RICHARDS | 25 KING |
| ROW 2 | 16 | WEATHERLEY | 34 KNOX |
| ROW 1 | 95 | THURSTON | 96 CRAIG |
| POLE | | | |
|  | | | |

Weather/Track: Sunny / Dry

Lydden Hill
Circuit Length = 1.0000 miles.
Start: 13:16 End: 13:42

| | | |
|------------------|-----------|-------------|
| Clerk of Course: | Stewards: | Timekeeper: |
|------------------|-----------|-------------|

Saloon & Sports Car Championship Race

RACE 2 CLASSIFICATION

| POS | NO | CL | NAME | NAT | ENTRY | TIME | LAPS | GAP | MPH | BEST |
|-----|----|----|------------------|-----|----------------------|-----------|------|--------|-------|--------|
| 1 | 95 | 5 | Peter THURSTON | | Ford Escort | 11:51.761 | 15 | | 75.86 | 45.961 |
| 2 | 34 | 4 | Robert KNOX | | Hillman Imp | 11:51.950 | 15 | 0.189 | 75.84 | 46.344 |
| 3 | 96 | 12 | Nigel CRAIG | | Ford RS2000 | 12:00.104 | 15 | 8.343 | 74.98 | 46.851 |
| 4 | 16 | 11 | Steve WEATHERLEY | | Ford Sierra Sapphire | 12:01.829 | 15 | 10.068 | 74.81 | 47.184 |
| 5 | 26 | 13 | Bill RICHARDS | | Rover Mini Clubman | 12:02.179 | 15 | 10.418 | 74.77 | 47.295 |
| 6 | 25 | 14 | Stephen KING | | Rover Mini Miglia | 12:16.805 | 15 | 25.044 | 73.28 | 48.297 |
| 7 | 14 | 4 | Colin ROONEY | | Hillman Imp | 11:54.181 | 14 | 1 LAP | 70.57 | 48.903 |
| 8 | 42 | 14 | Tristram BARDEN | | Rover Mini | 12:26.099 | 14 | 1 LAP | 67.55 | 51.953 |
| 9 | 49 | 13 | Geoff O'NION | | Rover Mini | 12:26.442 | 14 | 1 LAP | 67.52 | 51.754 |
| 10 | 1 | 10 | Steve LUSCOMBE | | MG Midget | 12:26.826 | 14 | 1 LAP | 67.48 | 50.661 |

NOT CLASSIFIED

| | | | | | | | | | |
|----|----|------------|--|-------------------|----------|---|--------|-------|--------|
| 17 | 12 | Brian WRAY | | Vauxhall Chevette | 6:21.427 | 7 | D.N.F. | 66.06 | 49.069 |
|----|----|------------|--|-------------------|----------|---|--------|-------|--------|

FASTEST LAP

| | | | | | | | | |
|----|----|------------------|--|----------------------|--------|----|----------|-----------|
| 95 | 5 | Peter THURSTON | | Ford Escort | 45.961 | 4 | 78.32mph | 126.05kph |
| 34 | 4 | Robert KNOX | | Hillman Imp | 46.344 | 10 | 77.68mph | 125.01kph |
| 96 | 12 | Nigel CRAIG | | Ford RS2000 | 46.851 | 4 | 76.83mph | 123.66kph |
| 16 | 11 | Steve WEATHERLEY | | Ford Sierra Sapphire | 47.184 | 8 | 76.29mph | 122.78kph |
| 26 | 13 | Bill RICHARDS | | Rover Mini Clubman | 47.295 | 5 | 76.11mph | 122.50kph |
| 25 | 14 | Stephen KING | | Rover Mini Miglia | 48.297 | 7 | 74.53mph | 119.95kph |
| 1 | 10 | Steve LUSCOMBE | | MG Midget | 50.661 | 12 | 71.06mph | 114.36kph |

Weather/Track: Sunny/Dry

Lydden Hill
Circuit Length = 1.0000 miles.
Start: 15:40 End: 15:51

| | | |
|------------------|-----------|-------------|
| Clerk of Course: | Stewards: | Timekeeper: |
|------------------|-----------|-------------|

Sports & GT Challenge RACE 3 - QUALIFYING

| POS | NO | CL | NAME | NAT | ENTRY | TIME | LAPS | GAP | MPH |
|-----|----|----|---------------------------|-----|---------------|--------|------|-------|-------|
| 1 | 45 | B | Nigel EDWARDS | | Crossle 9S | 45.752 | 16 | | 78.68 |
| 2 | 1 | B | Mike WALKER | | Crossle 9S | 46.740 | 18 | 0.988 | 77.02 |
| 3 | 35 | A | John DICKSON | | Ram Cobra | 46.914 | 17 | 1.162 | 76.73 |
| 4 | 99 | A | Cheng LIM | | Ram SC | 46.942 | 18 | 1.190 | 76.69 |
| 5 | 3 | A | Nick LEDGER | | Crossle 9S | 47.425 | 19 | 1.673 | 75.90 |
| 6 | 78 | D | Miles CASTALDINI | | Davrian GT | 48.336 | 10 | 2.584 | 74.47 |
| 7 | 50 | C | Ken PATON | | Jaguar D-Type | 49.035 | 18 | 3.283 | 73.41 |
| 8 | 81 | D | Tim FALCE | | Jaguar D-Type | 49.669 | 13 | 3.917 | 72.48 |
| 9 | 7 | B | Andrew TODD | | Crossle 9S | 49.752 | 18 | 4.000 | 72.35 |
| 10 | 41 | C | Tim BURNETT | | Jaguar RMS D | 50.498 | 15 | 4.746 | 71.29 |
| 11 | 54 | D | Michael SHOOBRIDGE | | Lotus Elan | 50.998 | 18 | 5.246 | 70.59 |
| 12 | 70 | C | Ian WOOLLON | | Jaguar D-Type | 54.111 | 17 | 8.359 | 66.53 |


Weather/Track: Sunny/Dry

Lydden Hill
Circuit Length = 1.0000 miles.
Start: 13:44 End: 13:59

| | | |
|------------------|-----------|-------------|
| Clerk of Course: | Stewards: | Timekeeper: |
|------------------|-----------|-------------|

Sports & GT Challenge

GRID FOR RACE 3

| | | | | |
|---|----|------------|----|------------|
| ROW 6 | 54 | SHOOBRIDGE | 70 | WOOLLON |
| ROW 5 | 7 | TODD | 41 | BURNETT |
| ROW 4 | 50 | PATON | 81 | FALCE |
| ROW 3 | 3 | LEDGER | 78 | CASTALDINI |
| ROW 2 | 35 | DICKSON | 99 | LIM |
| ROW 1 | 45 | EDWARDS | 1 | WALKER |
| POLE | | | | |
|  | | | | |

Weather/Track: Sunny/Dry

Lydden Hill
Circuit Length = 1.0000 miles.
Start: 13:44 End: 13:59

| | | |
|------------------|-----------|-------------|
| Clerk of Course: | Stewards: | Timekeeper: |
|------------------|-----------|-------------|

Sports & GT Challenge

RACE 3 CLASSIFICATION

| POS | NO | CL | NAME | NAT | ENTRY | TIME | LAPS | GAP | MPH | BEST |
|-----|----|----|-------------|-----|---------------|-----------|------|--------|-------|--------|
| 1 | 99 | A | Cheng LIM | | Ram SC | 9:32.628 | 12 | | 75.44 | 46.498 |
| 2 | 3 | B | Nick LEDGER | | Crossle 9S | 9:32.963 | 12 | 0.335 | 75.39 | 46.370 |
| 3 | 50 | C | Ken PATON | | Jaguar D-Type | 10:02.772 | 12 | 30.144 | 71.66 | 49.195 |
| 4 | 81 | D | Tim FALCE | | Jaguar D-Type | 10:03.582 | 12 | 30.954 | 71.57 | 49.149 |
| 5 | 7 | B | Andrew TODD | | Crossle 9S | 10:04.128 | 12 | 31.500 | 71.50 | 49.313 |
| 6 | 41 | C | Tim BURNETT | | Jaguar RMS D | 9:33.863 | 11 | 1 LAP | 69.00 | 50.521 |
| 7 | 70 | C | Ian WOOLLON | | Jaguar D-Type | 9:40.607 | 11 | 1 LAP | 68.20 | 50.908 |

NOT CLASSIFIED

| | | | | | | | | |
|----|---|-------------------|--|------------|--|---|--------|-----|
| 35 | A | John DICKSON | | Ram Cobra | | 0 | D.N.F. | N/A |
| 54 | D | Michael SHOBRIDGE | | Lotus Elan | | 0 | D.N.F. | N/A |

FASTEST LAP

| | | | | | | | | |
|----|---|-------------|--|---------------|--------|----|----------|-----------|
| 3 | B | Nick LEDGER | | Crossle 9S | 46.370 | 3 | 77.63mph | 124.94kph |
| 99 | A | Cheng LIM | | Ram SC | 46.498 | 3 | 77.42mph | 124.59kph |
| 81 | D | Tim FALCE | | Jaguar D-Type | 49.149 | 12 | 73.24mph | 117.87kph |
| 50 | C | Ken PATON | | Jaguar D-Type | 49.195 | 12 | 73.17mph | 117.76kph |

Weather/Track: Sunny/Dry

Lydden Hill
Circuit Length = 1.0000 miles.
Start: 16:24 End: 16:33

| | | |
|------------------|-----------|-------------|
| Clerk of Course: | Stewards: | Timekeeper: |
|------------------|-----------|-------------|

SESports & Saloon Car Challenge Race (Classes C-F) & Tiger Challenge QUALIFYING FOR RACE 4


| POS | NO | CL | NAME | NAT | ENTRY | TIME | LAPS | GAP | MPH |
|-----|----|----|----------------|-----|--------------------|--------|------|-------|-------|
| 1 | 23 | C | Mark PRATT | | Caterham Roadsport | 45.017 | 18 | | 79.97 |
| 2 | 95 | D | Peter THURSTON | | Ford Escort | 45.566 | 10 | 0.549 | 79.00 |
| 3 | 26 | C | Bill RICHARDS | | Cosworth Metro | 45.635 | 11 | 0.618 | 78.88 |
| 4 | 58 | T | Mick GRANT | | Tiger R6 | 48.366 | 19 | 3.349 | 74.43 |
| 5 | 6 | T | Paul DUDLEY | | Tiger R6 | 48.515 | 14 | 3.498 | 74.20 |
| 6 | 66 | T | Clive SEER | | Tiger R6 | 49.069 | 12 | 4.052 | 73.36 |
| 7 | 29 | T | Adam WILKINS | | Tiger R6 | 50.103 | 18 | 5.086 | 71.85 |
| 8 | 22 | T | James CASHRO | | Tiger R6 2000cc | 50.614 | 17 | 5.597 | 71.12 |
| 9 | 11 | T | Chris BROOKS | | Tiger R6 | 53.250 | 17 | 8.233 | 67.60 |
| 10 | 50 | T | John LEE | | Tiger R6 | 54.180 | 16 | 9.163 | 66.44 |

Weather/Track: Sunny/Dry

Lydden Hill
Circuit Length = 1.0000 miles.
Start: 14:03 End: 14:19

| | | |
|------------------|-----------|-------------|
| Clerk of Course: | Stewards: | Timekeeper: |
|------------------|-----------|-------------|

SESports & Saloon Car Challenge Race (Classes C-F) & Tiger Challenge GRID FOR RACE 4

| | | |
|---|-------------|-------------|
| ROW 5 | 11 BROOKS | 50 LEE |
| ROW 4 | 29 WILKINS | 22 CASHRO |
| ROW 3 | 6 DUDLEY | 66 SEER |
| ROW 2 | 26 RICHARDS | 58 GRANT |
| ROW 1 | 23 PRATT | 95 THURSTON |
| POLE | | |
|  | | |

Weather/Track: Sunny/Dry

Lydden Hill
Circuit Length = 1.0000 miles.
Start: 14:03 End: 14:19

| | | |
|------------------|-----------|-------------|
| Clerk of Course: | Stewards: | Timekeeper: |
|------------------|-----------|-------------|

SESports & Saloon Car Challenge Race (Classes C-F) & Tiger Challenge RACE 4 CLASSIFICATION

| POS | NO | CL | NAME | NAT | ENTRY | TIME | LAPS | GAP | MPH | BEST |
|----------------|----|----------------|----------------|--------------------|--------------------|-----------|----------|-----------|--------|--------|
| 1 | 95 | D | Peter THURSTON | | Ford Escort | 11:36.943 | 15 | | 77.48 | 45.602 |
| 2 | 23 | C | Mark PRATT | | Caterham Roadsport | 11:38.200 | 15 | 1.257 | 77.34 | 45.545 |
| 3 | 58 | T | Mick GRANT | | Tiger R6 | 12:14.276 | 15 | 37.333 | 73.54 | 48.052 |
| 4 | 6 | T | Paul DUDLEY | | Tiger R6 | 12:15.221 | 15 | 38.278 | 73.44 | 48.143 |
| 5 | 29 | T | Adam WILKINS | | Tiger R6 | 12:20.789 | 15 | 43.846 | 72.89 | 48.197 |
| 6 | 66 | T | Clive SEER | | Tiger R6 | 12:53.832 | 15 | 1:16.889 | 69.78 | 48.229 |
| 7 | 11 | T | Chris BROOKS | | Tiger R6 | 11:40.576 | 13 | 2 LAPS | 66.80 | 52.233 |
| 8 | 50 | T | John LEE | | Tiger R6 | 11:48.625 | 13 | 2 LAPS | 66.04 | 53.356 |
| NOT CLASSIFIED | | | | | | | | | | |
| 26 | C | Bill RICHARDS | | Cosworth Metro | 7:03.090 | 9 | D.N.F. | 76.57 | 45.763 | |
| FASTEST LAP | | | | | | | | | | |
| 23 | C | Mark PRATT | | Caterham Roadsport | 45.545 | 10 | 79.04mph | 127.20kph | | |
| 95 | D | Peter THURSTON | | Ford Escort | 45.602 | 8 | 78.94mph | 127.04kph | | |
| 58 | T | Mick GRANT | | Tiger R6 | 48.052 | 2 | 74.91mph | 120.57kph | | |

Weather/Track: Sunny/Dry

Lydden Hill
Circuit Length = 1.0000 miles.
Start: 16:40 End: 16:52

| | | |
|------------------|-----------|-------------|
| Clerk of Course: | Stewards: | Timekeeper: |
|------------------|-----------|-------------|

South East Sports & Saloon Car Challenge Race - Classes A&B QUALIFYING FOR RACE 5

| POS | NO | CL | NAME | NAT | ENTRY | TIME | LAPS | GAP | MPH |
|-----|----|----|-----------------|-----|-------------------|--------|------|-------|-------|
| 1 | 9 | A | Tom ASHTON | | Radical SR3 | 41.340 | 14 | | 87.08 |
| 2 | 20 | A | Mark BURTON | | Jade | 41.558 | 10 | 0.218 | 86.62 |
| 3 | 80 | A | David ENDERBY | | Radical SR4 | 42.984 | 13 | 1.644 | 83.75 |
| 4 | 34 | B | Nigel BENT | | Caterham CSR260 | 43.190 | 10 | 1.850 | 83.35 |
| 5 | 29 | A | Paul RINGER | | Radical Clubsport | 43.976 | 15 | 2.636 | 81.86 |
| 6 | 24 | B | Richard WHITE | | Westfield Seven | 44.064 | 11 | 2.724 | 81.69 |
| 7 | 71 | B | Kevin WILLIAMS | | Caterham R400 | 44.389 | 20 | 3.049 | 81.10 |
| 8 | 8 | B | Ian CONIBEAR | | Westfield SeiW | 44.733 | 12 | 3.393 | 80.47 |
| 9 | 69 | B | Merrick LINNETT | | Caterham C400 | 45.162 | 20 | 3.822 | 79.71 |


Weather/Track: Sunny/Dry

Lydden Hill
Circuit Length = 1.0000 miles.
Start: 14:23 End: 14:38

| | | |
|------------------|-----------|-------------|
| Clerk of Course: | Stewards: | Timekeeper: |
|------------------|-----------|-------------|

South East Sports & Saloon Car Challenge Race - Classes A&B

GRID FOR RACE 5

| | | |
|---|-------------|------------|
| ROW 5 | 69 LINNETT | |
| ROW 4 | 71 WILLIAMS | 8 CONIBEAR |
| ROW 3 | 29 RINGER | 24 WHITE |
| ROW 2 | 80 ENDERBY | 34 BENT |
| ROW 1 | 9 ASHTON | 20 BURTON |
| POLE | | |
|  | | |

Weather/Track: Sunny/Dry

Lydden Hill
Circuit Length = 1.0000 miles.
Start: 14:23 End: 14:38

| | | |
|------------------|-----------|-------------|
| Clerk of Course: | Stewards: | Timekeeper: |
|------------------|-----------|-------------|

South East Sports & Saloon Car Challenge Race - Classes A&B

RACE 5 CLASSIFICATION

| POS | NO | CL | NAME | NAT | ENTRY | TIME | LAPS | GAP | MPH | BEST |
|-----|----|----|-----------------|-----|-------------------|-----------|------|--------|-------|--------|
| 1 | 9 | A | Tom ASHTON | | Radical SR3 | 10:34.037 | 15 | | 85.16 | 41.269 |
| 2 | 20 | A | Mark BURTON | | Jade | 10:34.377 | 15 | 0.340 | 85.12 | 40.362 |
| 3 | 34 | B | Nigel BENT | | Caterham CSR260 | 11:04.546 | 15 | 30.509 | 81.25 | 43.395 |
| 4 | 80 | A | David ENDERBY | | Radical SR4 | 11:06.230 | 15 | 32.193 | 81.05 | 43.395 |
| 5 | 24 | B | Richard WHITE | | Westfield Seven | 11:11.541 | 15 | 37.504 | 80.41 | 43.650 |
| 6 | 8 | B | Ian CONIBEAR | | Westfield SeiW | 11:13.048 | 15 | 39.011 | 80.23 | 43.801 |
| 7 | 29 | A | Paul RINGER | | Radical Clubsport | 11:15.735 | 15 | 41.698 | 79.91 | 44.205 |
| 8 | 71 | B | Kevin WILLIAMS | | Caterham R400 | 10:39.545 | 14 | 1 LAP | 78.80 | 44.937 |
| 9 | 69 | B | Merrick LINNETT | | Caterham C400 | 10:40.304 | 14 | 1 LAP | 78.71 | 44.855 |

FASTEST LAP

| | | | | | | | |
|----|---|-------------|-----------------|--------|----|----------|-----------|
| 20 | A | Mark BURTON | Jade | 40.362 | 12 | 89.19mph | 143.54kph |
| 34 | B | Nigel BENT | Caterham CSR260 | 43.395 | 3 | 82.95mph | 133.50kph |

Weather/Track: Sunny/Dry

Lydden Hill
Circuit Length = 1.0000 miles.
Start: 16:58 End: 17:08

| | | |
|------------------|-----------|-------------|
| Clerk of Course: | Stewards: | Timekeeper: |
|------------------|-----------|-------------|

SEMSEC Open Single Seater Challenge Race
QUALIFYING FOR RACE 6

| POS | NO | CL | NAME | NAT | ENTRY | TIME | LAPS | GAP | MPH |
|-----|----|----|-----------------------|-----|-----------------|--------|------|--------|-------|
| 1 | 17 | E | Eddie McLURG | | March 822 | 40.761 | 16 | | 88.32 |
| 2 | 6 | D | Gary TIDWELL | | Swift SC94R | 42.354 | 22 | 1.593 | 84.99 |
| 3 | 13 | D | Chris CHANDLER | | Tatuus FR97 | 43.106 | 22 | 2.345 | 83.51 |
| 4 | 18 | E | Steve MEAD | | Van Diemen RF95 | 43.453 | 16 | 2.692 | 82.84 |
| 5 | 44 | C | Steve GARDINER | | Reynard SF80 | 44.515 | 19 | 3.754 | 80.87 |
| 6 | 19 | E | Phillip AYRES | | ERA HSS | 48.907 | 19 | 8.146 | 73.60 |
| 7 | 2 | E | Alan GAPE | | ERA HSS | 50.172 | 18 | 9.411 | 71.75 |
| 8 | 72 | E | Jim ELLIS | | ERA HSS | 53.592 | 17 | 12.831 | 67.17 |


Weather/Track: Sunny/Dry

Lydden Hill
Circuit Length = 1.0000 miles.
Start: 14:41 End: 14:56

| | | |
|------------------|-----------|-------------|
| Clerk of Course: | Stewards: | Timekeeper: |
|------------------|-----------|-------------|

SEMSEC Open Single Seater Challenge Race

GRID FOR RACE 6

| | | |
|---|-------------|-----------|
| ROW 4 | 2 GAPE | 72 ELLIS |
| ROW 3 | 44 GARDINER | 19 AYRES |
| ROW 2 | 13 CHANDLER | 18 MEAD |
| ROW 1 | 17 McLURG | 6 TIDWELL |
| POLE | | |
|  | | |

Weather/Track: Sunny/Dry

Lydden Hill
Circuit Length = 1.0000 miles.
Start: 14:41 End: 14:56

| | | |
|------------------|-----------|-------------|
| Clerk of Course: | Stewards: | Timekeeper: |
|------------------|-----------|-------------|

SEMSEC Open Single Seater Challenge Race

RACE 6 CLASSIFICATION

| POS | NO | CL | NAME | NAT | ENTRY | TIME | LAPS | GAP | MPH | BEST |
|----------------|----|----------------|----------------|-----------------|-----------------|-----------|------|----------|-----------|--------|
| 1 | 6 | D | Gary TIDWELL | | Swift SC94R | 14:29.366 | 20 | | 82.81 | 42.756 |
| 2 | 13 | D | Chris CHANDLER | | Tatuus FR97 | 14:39.304 | 20 | 9.938 | 81.88 | 42.994 |
| 3 | 18 | E | Steve MEAD | | Van Diemen RF95 | 14:43.587 | 20 | 14.221 | 81.48 | 42.701 |
| 4 | 44 | C | Steve GARDINER | | Reynard SF80 | 15:05.782 | 20 | 36.416 | 79.48 | 44.257 |
| 5 | 19 | E | Phillip AYRES | | ERA HSS | 15:17.563 | 18 | 2 LAPS | 70.62 | 49.481 |
| 6 | 72 | E | Jim ELLIS | | ERA HSS | 14:40.620 | 16 | 4 LAPS | 65.40 | 53.562 |
| NOT CLASSIFIED | | | | | | | | | | |
| 2 | E | Alan GAPE | | ERA HSS | | 7:49.512 | 9 | D.N.F. | 69.00 | 49.820 |
| 17 | E | Eddie McLURG | | March 822 | | | 0 | D.N.F. | N/A | |
| FASTEST LAP | | | | | | | | | | |
| 18 | E | Steve MEAD | | Van Diemen RF95 | | 42.701 | 13 | 84.30mph | 135.67kph | |
| 6 | D | Gary TIDWELL | | Swift SC94R | | 42.756 | 2 | 84.19mph | 135.50kph | |
| 44 | C | Steve GARDINER | | Reynard SF80 | | 44.257 | 15 | 81.34mph | 130.90kph | |

Weather/Track: Sunny/Dry

Lydden Hill
Circuit Length = 1.0000 miles.
Start: 17:14 End: 17:28

| | | |
|------------------|-----------|-------------|
| Clerk of Course: | Stewards: | Timekeeper: |
|------------------|-----------|-------------|

John Taylor Handicap Challenge QUALIFYING FOR RACE 7

| POS | NO | CL | NAME | NAT | ENTRY | TIME | LAPS | GAP | MPH |
|-----|----|----|-------------------|-----|--------------------|--------|------|--------|-------|
| 1 | 9 | | Peter ASHTON | | Radical SR3 | 42.047 | 14 | | 85.61 |
| 2 | 24 | | Richard WHITE | | Westfield Seven | 43.751 | 6 | 1.704 | 82.28 |
| 3 | 34 | | Nigel BENT | | Caterham CSR260 | 44.104 | 7 | 2.057 | 81.62 |
| 4 | 71 | | Kevin WILLIAMS | | Caterham R400 | 44.942 | 9 | 2.895 | 80.10 |
| 5 | 8 | | Ian CONIBEAR | | Westfield SeiW | 45.018 | 8 | 2.971 | 79.96 |
| 6 | 29 | | Christian RINGER | | Radical Clubsport | 45.193 | 11 | 3.146 | 79.65 |
| 7 | 23 | | Mark PRATT | | Caterham Roadsport | 45.567 | 14 | 3.520 | 79.00 |
| 8 | 45 | | Nigel EDWARDS | | Crossle 9S | 45.596 | 13 | 3.549 | 78.95 |
| 9 | 1 | | Mike WALKER | | Crossle 9S | 46.366 | 10 | 4.319 | 77.64 |
| 10 | 3 | | Nick LEDGER | | Crossle 9S | 46.919 | 12 | 4.872 | 76.72 |
| 11 | 99 | | Cheng LIM | | Ram SC | 47.678 | 10 | 5.631 | 75.50 |
| 12 | 58 | | Mick GROUT | | | 47.994 | 12 | 5.947 | 75.00 |
| 13 | 7 | | Andrew TODD | | Crossle 9S | 48.340 | 12 | 6.293 | 74.47 |
| 14 | 66 | | Clive SEER | | Tiger R6 | 48.743 | 10 | 6.696 | 73.85 |
| 15 | 54 | | Michael SHOBRIDGE | | Lotus Elan | 50.338 | 12 | 8.291 | 71.51 |
| 16 | 70 | | Ian WOOLLON | | Jaguar D Type | 51.334 | 11 | 9.287 | 70.12 |
| 17 | 11 | | Chris BROOKS | | Tiger R6 | 53.980 | 11 | 11.933 | 66.69 |
| 18 | 42 | | Tristram BARDEN | | Rover Mini | 55.818 | 6 | 13.771 | 64.49 |

Weather/Track: Sunny/Dry

Lydden Hill
Circuit Length = 1.0000 miles.
Start: 14:59 End: 15:09

| | | |
|------------------|-----------|-------------|
| Clerk of Course: | Stewards: | Timekeeper: |
|------------------|-----------|-------------|

John Taylor Handicap Challenge

RACE 7 CLASSIFICATION

| POS | NO | CL | NAME | NAT | ENTRY | TIME | LAPS | GAP | MPH | BEST |
|-------------|----|----|------------------|-----|--------------------|----------|------|----------|-----------|--------|
| 1 | 70 | | Ian WOOLLON | | Jaguar D Type | 9:01.633 | 12 | | 79.75 | 51.397 |
| 2 | 7 | | Andrew TODD | | Crossle 9S | 9:02.729 | 12 | 1.096 | 79.59 | 48.230 |
| 3 | 8 | | Ian CONIBEAR | | Westfield SeiW | 9:06.896 | 12 | 5.263 | 78.99 | 43.848 |
| 4 | 3 | | Nick LEDGER | | Crossle 9S | 9:09.570 | 12 | 7.937 | 78.60 | 46.411 |
| 5 | 66 | | Clive SEER | | Tiger R6 | 9:09.677 | 12 | 8.044 | 78.59 | 48.418 |
| 6 | 11 | | Chris BROOKS | | Tiger R6 | 9:10.670 | 12 | 9.037 | 78.45 | 52.762 |
| 7 | 9 | | Peter ASHTON | | Radical SR3 | 9:10.865 | 12 | 9.232 | 78.42 | 42.410 |
| 8 | 71 | | Kevin WILLIAMS | | Caterham R400 | 9:13.291 | 12 | 11.658 | 78.07 | 45.041 |
| 9 | 42 | | Tristram BARDEN | | Rover Mini | 9:15.509 | 12 | 13.876 | 77.76 | 52.367 |
| 10 | 34 | | Nigel BENT | | Caterham CSR260 | 9:15.586 | 12 | 13.953 | 77.75 | 43.324 |
| 11 | 58 | | Mick GROUT | | | 9:18.902 | 12 | 17.269 | 77.29 | 47.905 |
| 12 | 23 | | Mark PRATT | | Caterham Roadsport | 9:19.205 | 12 | 17.572 | 77.25 | 45.729 |
| 13 | 24 | | Richard WHITE | | Westfield Seven | 9:19.375 | 12 | 17.742 | 77.22 | 44.165 |
| 14 | 99 | | Cheng LIM | | Ram SC | 9:28.996 | 12 | 27.363 | 75.92 | 47.354 |
| 15 | 29 | | Christian RINGER | | Radical Clubsport | 9:34.038 | 12 | 32.405 | 75.25 | 45.456 |
| FASTEST LAP | | | | | | | | | | |
| | 9 | | Peter ASHTON | | Radical SR3 | 42.410 | 3 | 84.88mph | 136.61kph | |

Weather/Track: Sunny/Dry

Lydden Hill
Circuit Length = 1.0000 miles.
Start: 17:36 End: 17:45

| | | |
|------------------|-----------|-------------|
| Clerk of Course: | Stewards: | Timekeeper: |
|------------------|-----------|-------------|